

ANDREA925


BRACELETS SIZE GUIDE

BRACELETS:


Use the printable ruler to measure. In order to get the best size, we suggest that you do not tighten the ruler too much around the wrist but rather consider the thickness of the bracelet and how comfortable it should be on the wrist (1 finger space between bracelet and wrist is recommended).

ROUND RIGID BRACELETS:


Measure the width of the wrist and refer to the following sizes.



SMALL: 60 mm




MEDIUM: 63 mm




LARGE: 65 mm

OVAL RIGID BRACELETS:

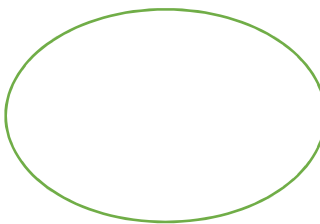
Measure the circumference of the wrist and refer to the following sizes (wrist width x wrist height)




XS: 53 (W) x 44 (H) cm 15




S: 60 (W) x 51 (H) cm 16- 17



M: 63 (W) x 53 (H) cm 18



L: 65 (W) x 55 (H) cm 19-20



XL: 68 (W) x 58 (H) cm 21

SOFT BRACELETS:

Measure the circumference of the wrist and refer to the following sizes.



EXTRA SMALL: 15 cm



SMALL: 16 - 17 cm



MEDIUM: 18 cm



LARGE= 19-20 cm



EXTRA LARGE= 21-22 cm

NB: According to the type of soft bracelet design chosen, measurements may vary due to the type of mesh and the inability to select them.

